


Rider Floor Scrubbers

The Ultimate High-Performance Floor Scrubber

The SC8000™ is the definition of innovation and optimized design. Powered by a reliable Kubota® engine and equipped with our green EcoFlex™ System, this is the ultimate cleaning machine for contractors, manufacturers, warehouses, parking garages and more.

Benefits of SC8000 Rider Floor Scrubbers

The highly productive SC8000 rider scrubber delivers powerful, cost-effective cleaning capable of handling both wet and dry debris in a single pass. The standard 48" width scrub deck with large diameter cylindrical brushes minimizes operating cost and may be combined with right side scrub or dual side broom options to address your individual cleaning needs. A best-in-class user friendly design allows operators with minimal training to clean large areas efficiently while delivering professional results.



Picture shown may not represent model quoted

- Choose the right cleaning solution for your application including 48" base model configuration, 60" right-side scrub, or 62" dual side broom
- Clean up to 100,000 sq. ft. on a single tank with the efficiently packaged 100 gal. solution and recovery tanks
- Reduce cleaning costs and save water and detergent with the sustainable EcoFlex System
- Improve safety and usability with our One-Touch™ control panel, front steering system and Clear-View™ design providing an excellent view of the floor
- Invest in a floor scrubber that's built to last — durable Kubota industrial engine and MaxAccess™ to access all major systems simply and quickly without the use of tools, including the best-in-class LP bottle exchange
- Dual side broom configuration delivers true edge cleaning performance while standard DustGuard™ misting system suppresses fugitive dust

• Standard equipment

Included accessories	Ref. no.	Min. required	SC8000 48 LPG PKG	SC8000 48 LPG ECOFLEX PKG	SC8000 60 LPG PKG
Brush Cylindrical					
BRUSH CYL 48 PROLENE	56110011	0	•	•	•
Disc Brush 410 mm					
DISC BRUSH-16 PROLENE 3 LUG	56505834	0			•
Side Broom					
BROOM SIDE H. DUTY	56477812	0			
Detergent Equipment					
CHEM BOTTLE ASSY -ECO FLEX	56111855	0		•	

• Standard equipment

Included accessories	Ref. no.	Min. required	SC8000 60 LPG ECOFLEX PKG	SC8000 62 LPG PKG	SC8000 62 LPG ECOFLEX PKG
Brush Cylindrical					
BRUSH CYL 48 PROLENE	56110011	0	•	•	•
Disc Brush 410 mm					
DISC BRUSH-16 PROLENE 3 LUG	56505834	0	•		
Side Broom					



Rider Floor Scrubbers

Included accessories	Ref. no.	Min. required	SC8000 60 LPG ECOFLEX PKG	SC8000 62 LPG PKG	SC8000 62 LPG ECOFLEX PKG
BROOM SIDE H. DUTY	56477812	0		•	•
Detergent Equipment					
CHEM BOTTLE ASSY -ECO FLEX	56111855	0	•		•

Model	SC8000 48 LPG PKG	SC8000 48 LPG ECOFLEX PKG	SC8000 60 LPG PKG
Ref. no.	56108140	56108141	56108144

PRODUCT FEATURES

Tip out recovery tank	•	•	•
One-Touch™ control panel	•	•	•
Break away Squeegee	•	•	•
Ecoflex installed		•	
No tools required for attachment change	•	•	•
Dual Side Broom Standard			
Tools-free removable squeegee	•	•	•
Lift-off recovery tank	•	•	•
Ergonomic Cockpit	•	•	•
DustGuard™ Dust-control System	•	•	•
MaxAccess™	•	•	•
Clear-View™	•	•	•
Counter-rotating dual cylindrical scrub deck	•	•	•

Model	SC8000 60 LPG ECOFLEX PKG	SC8000 62 LPG PKG	SC8000 62 LPG ECOFLEX PKG
Ref. no.	56108145	56108148	56108149

PRODUCT FEATURES

Tip out recovery tank	•	•	•
One-Touch™ control panel	•	•	•
Break away Squeegee	•	•	•
Ecoflex installed	•		•
No tools required for attachment change	•	•	•
Dual Side Broom Standard		•	•
Tools-free removable squeegee	•	•	•
Lift-off recovery tank	•	•	•
Ergonomic Cockpit	•	•	•
DustGuard™ Dust-control System	•	•	•
MaxAccess™	•	•	•



Rider Floor Scrubbers

Model	SC8000 60 LPG ECOFLEX PKG	SC8000 62 LPG PKG	SC8000 62 LPG ECOFLEX PKG
Ref. no.	56108145	56108148	56108149
PRODUCT FEATURES			
Clear-View™	•	•	•
Counter-rotating dual cylindrical scrub deck	•	•	•
Technical specifications			
	SC8000 48 LPG PKG	SC8000 48 LPG ECOFLEX PKG	SC8000 60 LPG PKG
Max. transport speed mph (km/h)	8 mph (12.9 km/hr) forward / 3 mph (4.8 km/hr) reverse	8 mph (12.9 km/hr) forward / 3 mph (4.8 km/hr) reverse	8 mph (12.9 km/hr) forward / 3 mph (4.8 km/hr) reverse
Min. aisle turn (cm)	119 in (302 cm) both directions	119 in (302 cm) both directions	130 in (330 cm) left; 170 in (432 cm) right
Debris hopper capacity ft³ (l)	1.5 cu ft (42 L)	1.5 cu ft (42 L)	1.5 cu ft (42 L)
Solution tank (l)	100 gal (378 L)	100 gal (378 L)	100 gal (378 L)
Recovery tank (l)	Tip Out / Lift Off 100 gal (378 L)	Tip Out / Lift Off 100 gal (378 L)	Tip Out / Lift Off 100 gal (378 L)
Brush speed (RPM)	470 RPM	470 RPM	470 RPM
Length (cm)	100 in (254 cm)	100 in (254 cm)	100 in (254 cm)
Width (cm)	59 in (150 cm) frame & squeegee / 66 in (168 cm) with right side scrub	59 in (150 cm) frame & squeegee / 66 in (168 cm) with right side scrub	59 in (150 cm) frame & squeegee / 66 in (168 cm) with right side scrub
Weight lbs (kg)	3,300 lb (1,497 kg) dry; 4,200 lb (1,905 kg) gross vehicle weight – Maximum machine only (no options)	3,300 lb (1,497 kg) dry; 4,200 lb (1,905 kg) gross vehicle weight – Maximum machine only (no options)	3,300 lb (1,497 kg) dry; 4,200 lb (1,905 kg) gross vehicle weight – Maximum machine only (no options)
Gradeability transport % (DEG)	9° / 16%	9° / 16%	9° / 16%
National Recognized Test Lab Certification	ETL	ETL	ETL
Extended Scrub System	Available	Available	Available
Max. productivity (per hour)	@ 3.5 mph 73,900 sq ft/hr (6,900 sq m/ hr)	@ 3.5 mph 73,900 sq ft/hr (6,900 sq m/ hr)	@ 3.5 mph 92,400 sq ft/hr (8,600 sq m/ hr)
Side scrub/sweep	-	-	Right side scrub
Scrub deck - cylindrical	48 in (122 cm) dual cylindrical	48 in (122 cm) dual cylindrical	48 in (122 cm) dual cylindrical
Brush pressure	Variable up to 400 lb (181 kg)	Variable up to 400 lb (181 kg)	Variable up to 400 lb (181 kg)
Cleaning path	48 in (122 cm)	48 in (122 cm)	60 in (152 cm)
Max. productivity	@ 3.5 mph 73,900 sq ft/hr (6,900 sq m/ hr)	@ 3.5 mph 73,900 sq ft/hr (6,900 sq m/ hr)	@ 3.5 mph 92,400 sq ft/hr (8,600 sq m/ hr)
Detergent Dispensing System	Available	Available	Available
Height with overhead guard	84 in (213 cm); 58 in (147 cm) w/o overhead guard	84 in (213 cm); 58 in (147 cm) w/o overhead guard	84 in (213 cm); 58 in (147 cm) w/o overhead guard
Engine - LP	55 hp 1.6 L Kubota	55 hp 1.6 L Kubota	55 hp 1.6 L Kubota



Rider Floor Scrubbers





















Technical specifications	SC8000 48 LPG PKG	SC8000 48 LPG ECOFLEX PKG	SC8000 60 LPG PKG
Engine - Diesel	37.5 hp Kubota, meets U.S. EPA std. - 40 CFR 1039.625 and CARB - 13 CCR 2423(d)	37.5 hp Kubota, meets U.S. EPA std. - 40 CFR 1039.625 and CARB - 13 CCR 2423(d)	37.5 hp Kubota, meets U.S. EPA std. - 40 CFR 1039.625 and CARB - 13 CCR 2423(d)
Gradeability - Cleaning	7° / 12%	7° / 12%	7° / 12%
Technical specifications	SC8000 60 LPG ECOFLEX PKG	SC8000 62 LPG PKG	SC8000 62 LPG ECOFLEX PKG
Max. transport speed mph (km/h)	8 mph (12.9 km/hr) forward / 3 mph (4.8 km/hr) reverse	8 mph (12.9 km/hr) forward / 3 mph (4.8 km/hr) reverse	8 mph (12.9 km/hr) forward / 3 mph (4.8 km/hr) reverse
Min. aisle turn (cm)	130 in (330 cm) left; 170 in (432 cm) right	119 in (302 cm) both directions	119 in (302 cm) both directions
Debris hopper capacity ft³ (l)	1.5 cu ft (42 L)	1.5 cu ft (42 L)	1.5 cu ft (42 L)
Solution tank (l)	100 gal (378 L)	100 gal (378 L)	100 gal (378 L)
Recovery tank (l)	Tip Out / Lift Off 100 gal (378 L)	Tip Out / Lift Off 100 gal (378 L)	Tip Out / Lift Off 100 gal (378 L)
Brush speed (RPM)	470 RPM	470 RPM	470 RPM
Length (cm)	100 in (254 cm)	100 in (254 cm)	100 in (254 cm)
Width (cm)	59 in (150 cm) frame & squeegee / 66 in (168 cm) with right side scrub	59 in (150 cm) frame & squeegee / 66 in (168 cm) with right side scrub	59 in (150 cm) frame & squeegee / 66 in (168 cm) with right side scrub
Weight lbs (kg)	3,300 lb (1,497 kg) dry; 4,200 lb (1,905 kg) gross vehicle weight – Maximum machine only (no options)	3,300 lb (1,497 kg) dry; 4,200 lb (1,905 kg) gross vehicle weight – Maximum machine only (no options)	3,300 lb (1,497 kg) dry; 4,200 lb (1,905 kg) gross vehicle weight – Maximum machine only (no options)
Gradeability transport % (DEG)	9° / 16%	9° / 16%	9° / 16%
National Recognized Test Lab Certification	ETL	ETL	ETL
Extended Scrub System	Available	Available	Available
Max. productivity (per hour)	@ 3.5 mph 92,400 sq ft/hr (8,600 sq m/hr)	@ 3.5 mph 95,500 sq ft/hr (8,900 sq m/hr)	@ 3.5 mph 95,500 sq ft/hr (8,900 sq m/hr)
Side scrub/sweep	Right side scrub	Dual side brooms with DustGuard™	Dual side brooms with DustGuard™
Scrub deck - cylindrical	48 in (122 cm) dual cylindrical	48 in (122 cm) dual cylindrical	48 in (122 cm) dual cylindrical
Brush pressure	Variable up to 400 lb (181 kg)	Variable up to 400 lb (181 kg)	Variable up to 400 lb (181 kg)
Cleaning path	60 in (152 cm)	62 in (157 cm)	62 in (157 cm)
Max. productivity	@ 3.5 mph 92,400 sq ft/hr (8,600 sq m/hr)	@ 3.5 mph 95,500 sq ft/hr (8,900 sq m/hr)	@ 3.5 mph 95,500 sq ft/hr (8,900 sq m/hr)
Detergent Dispensing System	Available	Available	Available
Height with overhead guard	84 in (213 cm); 58 in (147 cm) w/o overhead guard	84 in (213 cm); 58 in (147 cm) w/o overhead guard	84 in (213 cm); 58 in (147 cm) w/o overhead guard
Engine - LP	55 hp 1.6 L Kubota	55 hp 1.6 L Kubota	55 hp 1.6 L Kubota



Rider Floor Scrubbers

Technical specifications	SC8000 60 LPG ECOFLEX PKG	SC8000 62 LPG PKG	SC8000 62 LPG ECOFLEX PKG
Engine - Diesel	37.5 hp Kubota, meets U.S. EPA std. - 40 CFR 1039.625 and CARB - 13 CCR 2423(d)	37.5 hp Kubota, meets U.S. EPA std. - 40 CFR 1039.625 and CARB - 13 CCR 2423(d)	37.5 hp Kubota, meets U.S. EPA std. - 40 CFR 1039.625 and CARB - 13 CCR 2423(d)
Gradeability - Cleaning	7° / 12%	7° / 12%	7° / 12%

● Standard equipment, ○ Supplementary accessories, □ Mountable equipment

Accessories	Ref. no.	Min. required	SC8000 48 LPG PKG	SC8000 48 LPG ECOFLEX PKG	SC8000 60 LPG PKG
Brush Cylindrical					
 BRUSH CYL 48 DYNA GRIT 80	56110012	0	○	○	○
 BRUSH CYL 48 MIDLITE 180	56110013	0	○	○	○
 BRUSH CYL 48 PROLENE	56110011	0	●	●	●
Guard Option					
 FOOT GUARD KIT	56111873	0	○	○	○
 OVERHEAD GUARD CANOPY KIT	56111267	0	○	○	○
 OVERHEAD GUARD KIT	56110300	0	○	○	○
 REAR BUMPER KIT	56111107	0	○	○	○
 ROLLER BUMPER KIT	56111848	0	○	○	○
Other					
 ARM REST LH & RH	7-03-04249	0	○	○	○
 ARM REST RH ONLY	7-03-04250	0	○	○	○
 BACK UP ALARM KIT	56305519	0	○	○	○
 CAP NOZZLE	56507908	0	○	○	○
 DELUXE SEAT KIT	56111535	0	○	○	○
 DRAIN HOSE EXTENSION	56601410	0	○	○	○
 EXTENDED SCRUB KIT	56111259	0	○	○	○
 KEY REPLACEMENT SET OF 2	56303526	0	○	○	○
 KIT - DEBRIS TRAY	56111607	0	○	○	○
 KIT HORN SWITCH	56111733	0	○	○	○
 KIT WASH HOSE	56111346	0	○	○	○
 NOZZLE SPRAY	56508450	0	○	○	○

Rider Floor Scrubbers


Accessories		Ref. no.	Min. required	SC8000 48 LPG PKG	SC8000 48 LPG ECOFLEX PKG	SC8000 60 LPG PKG
	NOZZLE SPRAY .10	56508709	0	○	○	○
	RECOVERY TANK CLEAN OUT KIT	56111280	0	○	○	○
	SEAT BELT KIT- STANDARD SEAT	56383455	0	○	○	○
	SOLUTION FULL SHUTOFF KIT	56305896	0	○	○	○
	STRAINER CHECK VALVE 5 PSI	56507916	0	○	○	○
	VAC WAND KIT	56110730	0	○	○	○
	WHEEL URETHANE 18 X 6	56111811	0	○	○	○
Light Option						
	BRAKE/SIGNAL LIGHT KIT	56111317	0	○	○	○
	KIT WARNING BEACON	56110907	0	○	○	○
	OVERHEAD GUARD BEACON KIT	56111265	0	○	○	○
Squeegee Blade						
	BLADE KIT SQUEEGEE-POLYURETHAN	56111203	0	○	○	○
	BLADE KIT-SQGEE-LINATEX-H	56111650	0	○	○	○
	BLADE KIT-SQUEEG GUM RUBBER H	56111652	0	○	○	○
Deck Blade						
	BLADE KIT MAIN SCRUB-GUM RUB	56111207	0	○	○	○
	BLADE KIT MAIN SCRUB-LINATEX	56111206	0	○	○	○
	BLADE KIT MAIN SCRUB-POLYURETH	56111210	0	○	○	○
	BLADE KIT OPT SCRUB PU	56111637	0	○	○	○
	BLADE KIT-RT SCRUB-GUM	56111636	0	○	○	○
	BLADE KIT-RT SCRUB-LINATEX	56111635	0	○	○	○
Option						
	WHEEL P7 MOLD ON 18 X 6	56111514	0	○	○	○
	WHEEL-MOLDON-PU 16.2-4	56383550	0	○	○	○
Detergent Equipment						
	CHEM BOTTLE ASSY -ECO FLEX	56111855	0	○	●	○
Side Brush						
	BROOM SIDE NYLON	56418837	0	○	○	○
Side Broom						
	BROOM POLY SIDE	56462252	0	○	○	○
	BROOM SIDE H. DUTY	56477812	0	○	○	○
	BROOM-SIDE WHITE CRIMPED	56505629	0	○	○	○
Disc Brush 410 mm						
	DISC BRUSH-16 DYNAGRIT 3 LUG	56505832	0	○	○	○
	DISC BRUSH-16 MIDLITE 3 LUG	56505838	0	○	○	○



Rider Floor Scrubbers

Accessories	Ref. no.	Min. required	SC8000 48 LPG PKG	SC8000 48 LPG ECOFLEX PKG	SC8000 60 LPG PKG
DISC BRUSH-16 PROLENE 3 LUG	56505834	0	○	○	●

● Standard equipment, ○ Supplementary accessories, □ Mountable equipment

Accessories	Ref. no.	Min. required	SC8000 60 LPG ECOFLEX PKG	SC8000 62 LPG PKG	SC8000 62 LPG ECOFLEX PKG
Brush Cylindrical					
BRUSH CYL 48 DYNA GRIT 80	56110012	0	○	○	○
BRUSH CYL 48 MIDLITE 180	56110013	0	○	○	○
BRUSH CYL 48 PROLENE	56110011	0	●	●	●

Guard Option						
	FOOT GUARD KIT	56111873	0	○	○	○
	OVERHEAD GUARD CANOPY KIT	56111267	0	○	○	○
	OVERHEAD GUARD KIT	56110300	0	○	○	○
	REAR BUMPER KIT	56111107	0	○	○	○
	ROLLER BUMPER KIT	56111848	0	○	○	○

Other						
	ARM REST LH & RH	7-03-04249	0	○	○	○
	ARM REST RH ONLY	7-03-04250	0	○	○	○
	BACK UP ALARM KIT	56305519	0	○	○	○
	CAP NOZZLE	56507908	0	○	○	○
	DELUXE SEAT KIT	56111535	0	○	○	○
	DRAIN HOSE EXTENSION	56601410	0	○	○	○
	EXTENDED SCRUB KIT	56111259	0	○	○	○
	KEY REPLACEMENT SET OF 2	56303526	0	○	○	○
	KIT - DEBRIS TRAY	56111607	0	○	○	○
	KIT HORN SWITCH	56111733	0	○	○	○
	KIT WASH HOSE	56111346	0	○	○	○
	NOZZLE SPRAY	56508450	0	○	○	○
	NOZZLE SPRAY .10	56508709	0	○	○	○
	RECOVERY TANK CLEAN OUT KIT	56111280	0	○	○	○

Rider Floor Scrubbers

Accessories	Ref. no.	Min. required	SC8000 60 LPG ECOFLEX PKG	SC8000 62 LPG PKG	SC8000 62 LPG ECOFLEX PKG
SEAT BELT KIT- STANDARD SEAT	56383455	0	○	○	○
SOLUTION FULL SHUTOFF KIT	56305896	0	○	○	○
STRAINER CHECK VALVE 5 PSI	56507916	0	○	○	○
VAC WAND KIT	56110730	0	○	○	○
WHEEL URETHANE 18 X 6	56111811	0	○	○	○
Light Option					
BRAKE/SIGNAL LIGHT KIT	56111317	0	○	○	○
KIT WARNING BEACON	56110907	0	○	○	○
OVERHEAD GUARD BEACON KIT	56111265	0	○	○	○
Squeegee Blade					
BLADE KIT SQUEEGEE-POLYURETHAN	56111203	0	○	○	○
BLADE KIT-SQGEE-LINATEX-H	56111650	0	○	○	○
BLADE KIT-SQUEEG GUM RUBBER H	56111652	0	○	○	○
Deck Blade					
BLADE KIT MAIN SCRUB-GUM RUB	56111207	0	○	○	○
BLADE KIT MAIN SCRUB-LINATEX	56111206	0	○	○	○
BLADE KIT MAIN SCRUB-POLYURETH	56111210	0	○	○	○
BLADE KIT OPT SCRUB PU	56111637	0	○	○	○
BLADE KIT-RT SCRUB-GUM	56111636	0	○	○	○
BLADE KIT-RT SCRUB-LINATEX	56111635	0	○	○	○
Option					
WHEEL P7 MOLD ON 18 X 6	56111514	0	○	○	○
WHEEL-MOLDON-PU 16.2-4	56383550	0	○	○	○
Detergent Equipment					
CHEM BOTTLE ASSY -ECO FLEX	56111855	0	●	○	●
Side Brush					
BROOM SIDE NYLON	56418837	0	○	○	○
Side Broom					
BROOM POLY SIDE	56462252	0	○	○	○
BROOM SIDE H. DUTY	56477812	0	○	●	●
BROOM-SIDE WHITE CRIMPED	56505629	0	○	○	○
Disc Brush 410 mm					
DISC BRUSH-16 DYNAGRIT 3 LUG	56505832	0	○	○	○
DISC BRUSH-16 MIDLITE 3 LUG	56505838	0	○	○	○
DISC BRUSH-16 PROLENE 3 LUG	56505834	0	●	○	○